

BOURNS®

Features

- Dust-resistant enclosure
- Polyester substrate
- Available on tape and reel for automatic insertion or in bulk for manual assembly
- Adjustable front/back, top/bottom
- Cross slot rotor design suitable for automatic adjustment equipment

Applications

- Power supplies
- Cordless phones
- Printer
- Television sets
- Audio equipment

TC76 - 6mm Carbon Trimming Potentiometer

Electrical Characteristics

Taper.....	Linear
Standard Resistance Range.....	100 ohms – 1 megohm
Resistance Tolerance.....	±30%
Maximum Voltage.....	100VDC
Standard Nominal Resistance Value.....	See table
Residual Resistance.....	≤ 2% (min. 10 ohms)
Equivalent Noise Resistance.....	≤ 5%

Environmental Characteristics

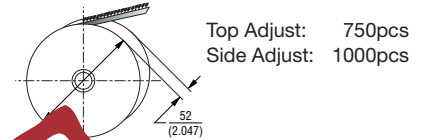
Power Rating.....	0.1 Watt @ 40°C
Operating Temperature.....	-25°C to 70°C
Load Life.....	1000 hours @ 40°C; 0.1% ±10%
Mechanical Life (Cycles).....	100 @ 10CPM; ±5% (Rn<1M)
Temperature Coefficient.....	±300ppm
Thermal Cycling.....	16 hours @ 85°C/2h @ 25°C; ±5%
Damp Heat.....	500 hours @ 60°C @ 5% HR; ±5%
Vibration.....	2 hours @ 20g @ 10Hz - 500Hz; ±2%

Physical Characteristics

Mechanical Angle.....	280° ±5°
Electrical Angle.....	24° ±25°
Rotational Torque.....	0.5 to 3 Ncm
Stop-End Strength.....	>3.5 Ncm

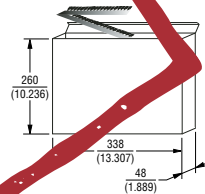
Packaging Specifications

R: Tape and Reel (W, N, G)



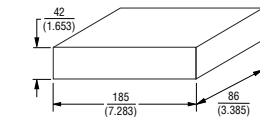
Top Adjust: 750pcs
Side Adjust: 1000pcs

A: Ammo Pack (W, N, G)



Top Adjust: 750pcs
Side Adjust: 1000pcs

Bulk (B, Z, P)



500pcs

How to Order

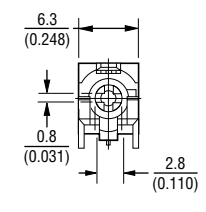
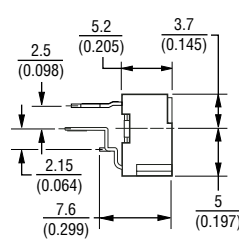
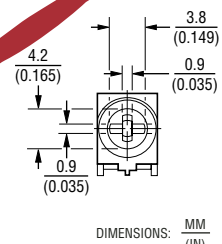
TC76 - 1 - 102

Adjustment Details

Top Adjust Styles G, N, P and Z

Model _____
 Style _____
 See drawings (B, Z preferred)
 Standard or Modified _____
 Product Indicator _____
 -1 = Standard Product
 Resistance Code _____
 Optional Packaging Designator _____
 (Standard = Bulk)
 R = Tape & Reel (W, N, G)
 A = Ammo Pack - preferred (W, N, G)

OBSOLETE



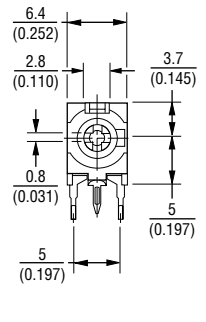
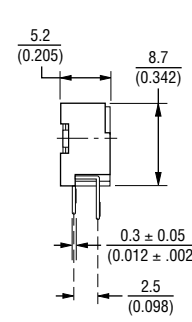
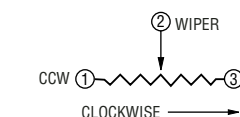
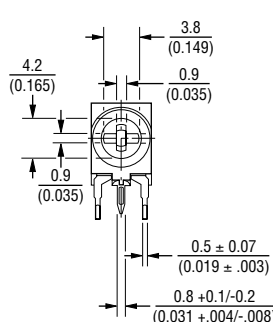
DIMENSIONS: MM (IN)

Standard Resistance Table

Resistance (Ohms)	Resistance Code
100	101
200	201
500	501
1,000	102
2,000	202
5,000	502
10,000	103
20,000	203
50,000	503
100,000	104
200,000	204
500,000	504
1,000,000	105

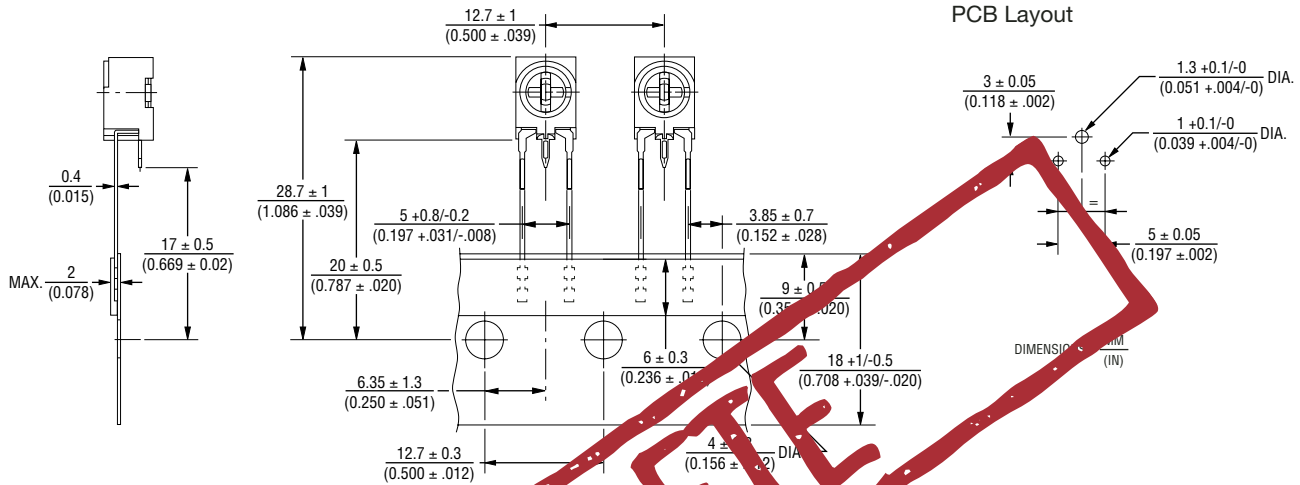
SHADED AREAS TYPICALLY NOT STOCKED BY DISTRIBUTORS AND NOT RECOMMENDED FOR NEW DESIGNS.

Side Adjust Styles B and W

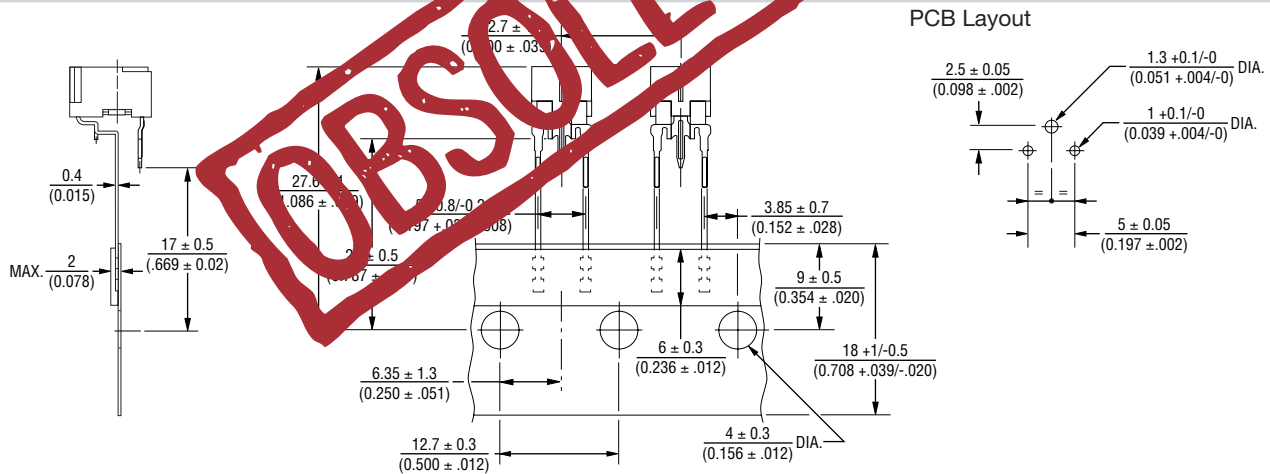


TC76 - 6mm Carbon Trimming Potentiometer

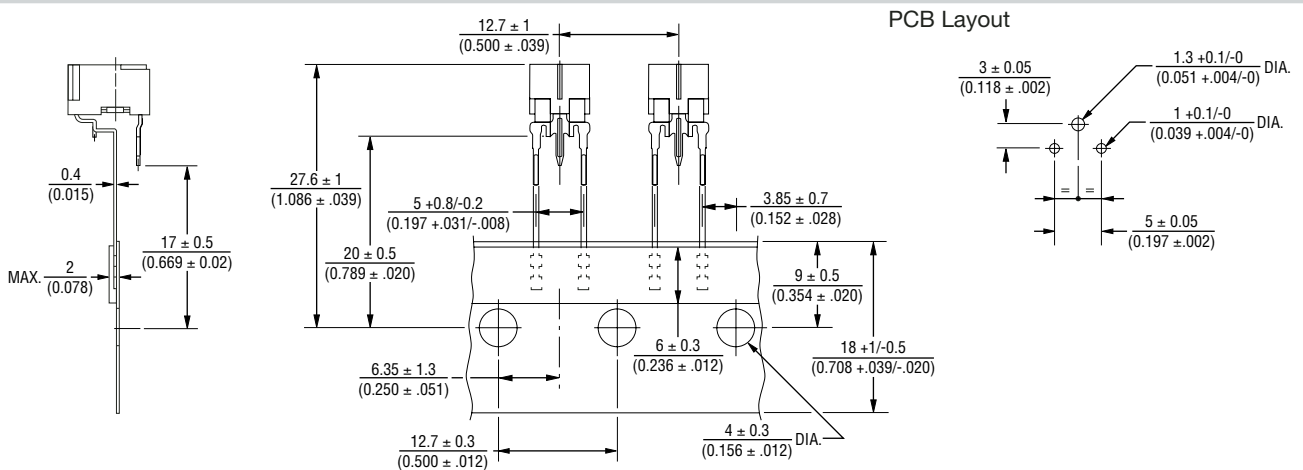
Taped Model TC76W



Taped Model TC76N (Preferred)



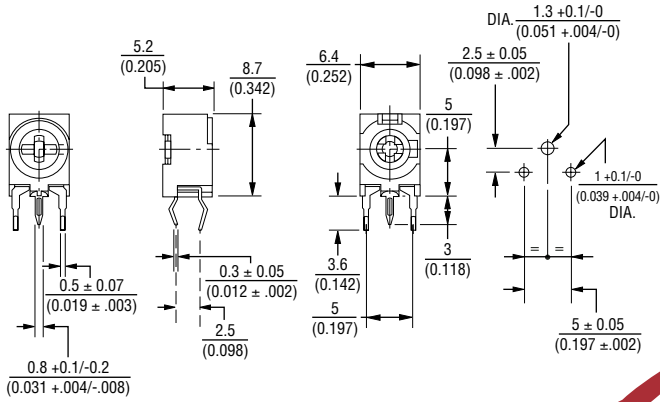
Taped Model TC76G



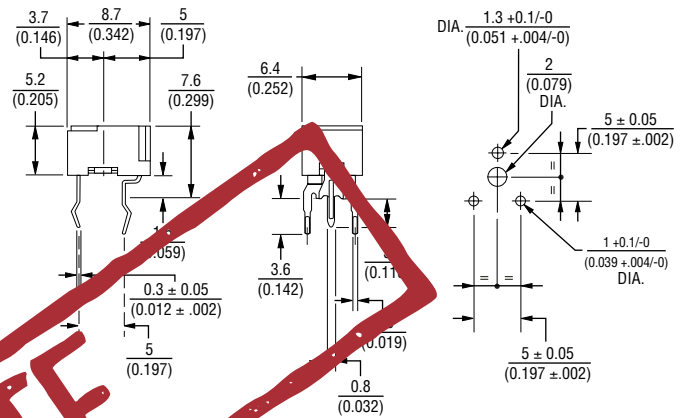
Specifications are subject to change without notice.

TC76 - 6mm Carbon Trimming Potentiometer

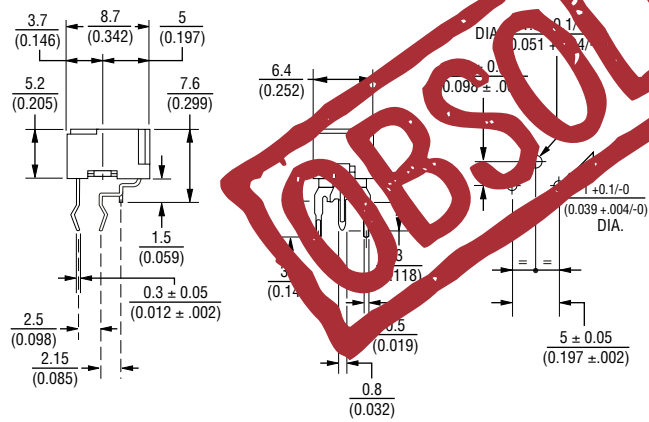
Through-hole Model TC76B preferred



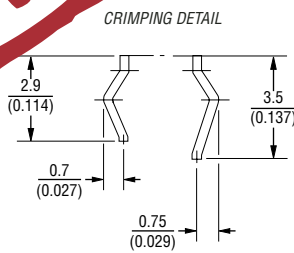
Through-hole Model TC76Z preferred



Through-hole Model TC76P



Crimper terminals detail



OBSOLETE